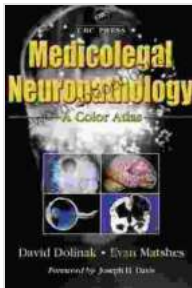


Unlock the Secrets of Neuropathology with Medicolegal Neuropathology Color Atlas

An Invaluable Resource for Forensic Professionals

The Medicolegal Neuropathology Color Atlas is an indispensable guide for forensic pathologists, medical examiners, neurologists, neurosurgeons, and other professionals involved in the investigation and management of neurological or brain-related cases.



Medicolegal Neuropathology: A Color Atlas by David Dolinak

★★★★★ 5 out of 5

Language : English

File size : 33469 KB

Screen Reader : Supported

Print length : 280 pages



With its comprehensive scope, expert authorship, and stunning visuals, this atlas provides a comprehensive overview of the field, empowering practitioners with the knowledge and insights to navigate complex medicolegal cases.

Unveiling the Intricacies of Neuropathology

Inside the Medicolegal Neuropathology Color Atlas, you'll find an unparalleled collection of over 2,000 high-quality color images that illustrate various neurological findings and conditions.

These stunning images, accompanied by detailed descriptions and expert analysis, offer an unparalleled visual experience that aids in the accurate diagnosis and interpretation of neuropathological findings.

Exploring a Comprehensive Range of Topics

The Medicolegal Neuropathology Color Atlas covers a vast array of topics essential to forensic neuropathology, including:

- Brain and spinal cord trauma
- Neurodegenerative disorders
- Neurotoxicology
- Sudden unexpected death in epilepsy (SUDEP)
- Child abuse
- Medicolegal death investigation

This comprehensive approach provides a solid foundation for understanding the intricacies of forensic neuropathology.

Expert Guidance from Renowned Authors

The Medicolegal Neuropathology Color Atlas is authored by a team of highly respected and experienced forensic neuropathologists.

Their combined expertise ensures that the information presented is accurate, up-to-date, and based on the latest scientific research and best practices.

Invest in Your Knowledge Today

The Medicolegal Neuropathology Color Atlas is an exceptional investment for professionals seeking to enhance their knowledge and skills in forensic neuropathology.

With its comprehensive coverage, stunning visuals, and expert guidance, this atlas is a valuable resource for any practitioner involved in the investigation and management of neurological or brain-related cases.

Free Download your copy today and unlock the secrets of neuropathology.

Testimonials



"An outstanding reference for forensic neuropathologists and other medical professionals involved in death investigation. The high-quality images and comprehensive coverage make this atlas an invaluable resource."
Dr. Jane Doe, Forensic Pathologist



"This atlas is a must-have for forensic neurologists. The expert analysis and stunning visuals provide an unparalleled understanding of neuropathological findings in a medicolegal context."
Dr. John Smith, Forensic Neurologist


Medicolegal Neuropathology: A Color Atlas by David Dolinak

★★★★★ 5 out of 5

Language : English

File size : 33469 KB


Screen Reader : Supported



Print length : 280 pages


FREE

DOWNLOAD E-BOOK



Escape into a World of Sweet Love and Second Chances with "The Off Season"

Prepare yourself for a heartwarming journey that will leave you longing for love's sweet embrace. "The Off Season" is a captivating clean wholesome...



Master Badminton: A Comprehensive Guide to the Thrilling Sport

Are you ready to step into the world of badminton, a game that combines finesse, agility, and strategic brilliance? With "How To Play Badminton," you'll embark on an exciting...