


# The Thumb Turning Negative Situations Positive Ages Craft Ideas Included

**This book is a must-have for any parent or caregiver who wants to help their child learn how to turn negative situations into positive ones.**

The book is full of simple and fun craft ideas that can be used to teach children about positive thinking. The crafts are designed to be engaging and educational, and they can help children of all ages to develop a more positive outlook on life.



## The Thumb Book (turning negative situations positive - ages 3+ - craft ideas included) by Tevin Hansen

★★★★☆ 4.4 out of 5

Language : English

File size : 3698 KB

Screen Reader: Supported

Print length : 50 pages

Lending : Enabled

Paperback : 312 pages

Item Weight : 14.7 ounces

Dimensions : 6 x 0.71 x 9 inches

FREE

DOWNLOAD E-BOOK



The book also includes tips on how to talk to children about negative situations and how to help them develop a positive mindset. This is a valuable resource for any parent or caregiver who wants to help their child to grow into a happy and healthy individual.

## Here are just a few of the benefits of using this book:

- Helps children to develop a more positive outlook on life.
- Teaches children how to cope with negative situations.
- Provides parents and caregivers with tips on how to talk to children about negative situations.
- Includes simple and fun craft ideas that can be used to teach children about positive thinking.
- Is a valuable resource for any parent or caregiver who wants to help their child to grow into a happy and healthy individual.

## Free Download your copy of **The Thumb Turning Negative Situations Positive Ages Craft Ideas** Included today!

### Craft Ideas

Here are a few of the craft ideas that are included in the book:


- **The Positive Thought Jar:** This is a simple craft that can help children to focus on the positive things in their lives. To make the jar, you will need a clear jar, some paper, and some markers. Have your child write down one positive thought each day and place it in the jar. At the end of the week, read through the thoughts together and reflect on the positive things that happened during the week.
- **The Gratitude Garland:** This craft is a great way to teach children to be grateful for the things they have. To make the garland, you will need some construction paper, some scissors, and some yarn. Have your child cut out shapes from the construction paper and write down things

that they are grateful for on each shape. Then, string the shapes together to create a garland.

- **The Positive Self-Talk Mirror:** This craft is a great way to help children to develop positive self-talk. To make the mirror, you will need a mirror, some markers, and some stickers. Have your child write down positive affirmations on the mirror and decorate it with stickers. Then, have your child look in the mirror each day and say the affirmations out loud.

These are just a few of the many craft ideas that are included in the book. The crafts are simple and fun, and they can be used by children of all ages. The book also includes tips on how to talk to children about negative situations and how to help them develop a positive outlook on life.

**Free Download your copy of The Thumb Turning Negative Situations Positive Ages Craft Ideas Included today!**



### The Thumb Book (turning negative situations positive - ages 3+ - craft ideas included) by Tevin Hansen

★★★★☆ 4.4 out of 5

Language : English

File size : 3698 KB

Screen Reader: Supported

Print length : 50 pages

Lending : Enabled

Paperback : 312 pages


Item Weight : 14.7 ounces

Dimensions : 6 x 0.71 x 9 inches

FREE


DOWNLOAD E-BOOK





## Escape into a World of Sweet Love and Second Chances with "The Off Season"

Prepare yourself for a heartwarming journey that will leave you longing for love's sweet embrace. "The Off Season" is a captivating clean wholesome...



## Master Badminton: A Comprehensive Guide to the Thrilling Sport

Are you ready to step into the world of badminton, a game that combines finesse, agility, and strategic brilliance? With "How To Play Badminton," you'll embark on an exciting...