


How to Write Your First Song: A Comprehensive Guide for Aspiring Musicians

Music has the power to move, inspire, and connect people across cultures and generations. Songwriting is an art that allows us to express our emotions, share our stories, and create something that can resonate with others.



How to Write Your First Song by David Nahmani

★★★★☆ 4.8 out of 5

Language : English

File size : 63127 KB

Text-to-Speech : Enabled

Screen Reader : Supported

Word Wise : Enabled

Print length : 128 pages



Whether you're a complete beginner or an experienced musician looking to enhance your skills, this comprehensive guide will provide you with the essential knowledge and techniques to write your first song. Let's embark on this musical journey together and discover the joy of creating your own music.

Brainstorming Ideas

The first step in songwriting is to find inspiration and generate ideas. Here are some tips to get your creative juices flowing:

- **Explore your experiences:** Draw inspiration from your own life, memories, and emotions.
- **Observe the world around you:** Pay attention to people, events, and the beauty of everyday life.
- **Listen to music:** Analyze songs you enjoy to understand their structure, melodies, and lyrics.
- **Use writing prompts:** Use online or printed resources to spark your imagination with specific writing exercises.
- **Collaborate with others:** Share ideas with friends, family, or fellow musicians to foster creativity.

Crafting the Melody

The melody is the backbone of a song, the tune that carries the lyrics and captures the listener's attention. Here are some tips for writing a compelling melody:

- **Start with a simple idea:** Don't overwhelm yourself with complex melodies at first.
- **Use scales and chords:** Familiarize yourself with musical scales and chords to create harmonic and melodic foundations.
- **Experiment with rhythm and variation:** Add interest by varying the rhythm and introducing melodic variations.
- **Sing it and test it out:** Sing the melody out loud or record it to hear how it sounds in practice.
- **Don't be afraid to make changes:** Melodies evolve over time, so don't hesitate to refine and adjust your ideas.

Writing the Lyrics

Lyrics convey the message and emotions of a song, giving it depth and meaning. Here are some guidelines for writing effective lyrics:

- **Use clear and concise language:** Avoid overly complex or ambiguous words.
- **Create a vivid imagery:** Use descriptive language to paint a picture in the listener's mind.
- **Emphasize the emotional core:** Connect with the listener by expressing genuine emotions and experiences.
- **Pay attention to rhyme and rhythm:** Use rhyme and rhythm to create flow and memorability, but don't force it.
- **Revise and refine:** Take your time to polish your lyrics, removing unnecessary words and enhancing the overall impact.

Song Structure

The structure of a song provides the framework for the melody and lyrics to unfold. Here are some common song structures:

- **Verse-Chorus:** A simple structure with alternating verses and a repeating chorus.
- **Verse-Chorus-Bridge:** Adds a contrast to the chorus with a bridge section.
- **Intro-Verse-Chorus-Verse-Bridge-Chorus-Outro:** A more comprehensive structure that allows for greater development.

- **Choose a structure that suits your song:** The structure should support the emotional journey and message of the song.

Polishing and Refinement

Once you have a solid foundation for your song, it's time to refine and polish it to perfection. Here are some tips:

- **Seek feedback:** Share your song with trusted listeners to gain constructive criticism and fresh perspectives.
- **Record and listen:** Record yourself performing the song to identify areas for improvement.
- **Pay attention to the production:** Experiment with instrumentation, vocal effects, and mixing to enhance the overall sound.
- **Don't give up:** Songwriting is an iterative process, so don't be discouraged by setbacks. Keep refining your work until you're fully satisfied.

Writing your first song can be an exhilarating and rewarding experience. By following the steps outlined in this guide, you'll gain the knowledge and confidence you need to express your creativity through music. Remember, songwriting is a journey, not a destination, so embrace the learning process and enjoy the ride.

Let the music flow through you, let your voice be heard, and never stop writing your songs.



Get your copy of "How to Write Your First Song" today and embark on your songwriting journey!

Free Download now



How to Write Your First Song by David Nahmani

★★★★☆ 4.8 out of 5

Language : English

File size : 63127 KB

Text-to-Speech : Enabled


Screen Reader : Supported

Word Wise : Enabled

Print length : 128 pages


FREE

DOWNLOAD E-BOOK



Escape into a World of Sweet Love and Second Chances with "The Off Season"

Prepare yourself for a heartwarming journey that will leave you longing for love's sweet embrace. "The Off Season" is a captivating clean wholesome...



Master Badminton: A Comprehensive Guide to the Thrilling Sport

Are you ready to step into the world of badminton, a game that combines finesse, agility, and strategic brilliance? With "How To Play Badminton," you'll embark on an exciting...